


1.27X1.27mm DUAL ROW BOX HEADER EDGE MOUNT TYPE



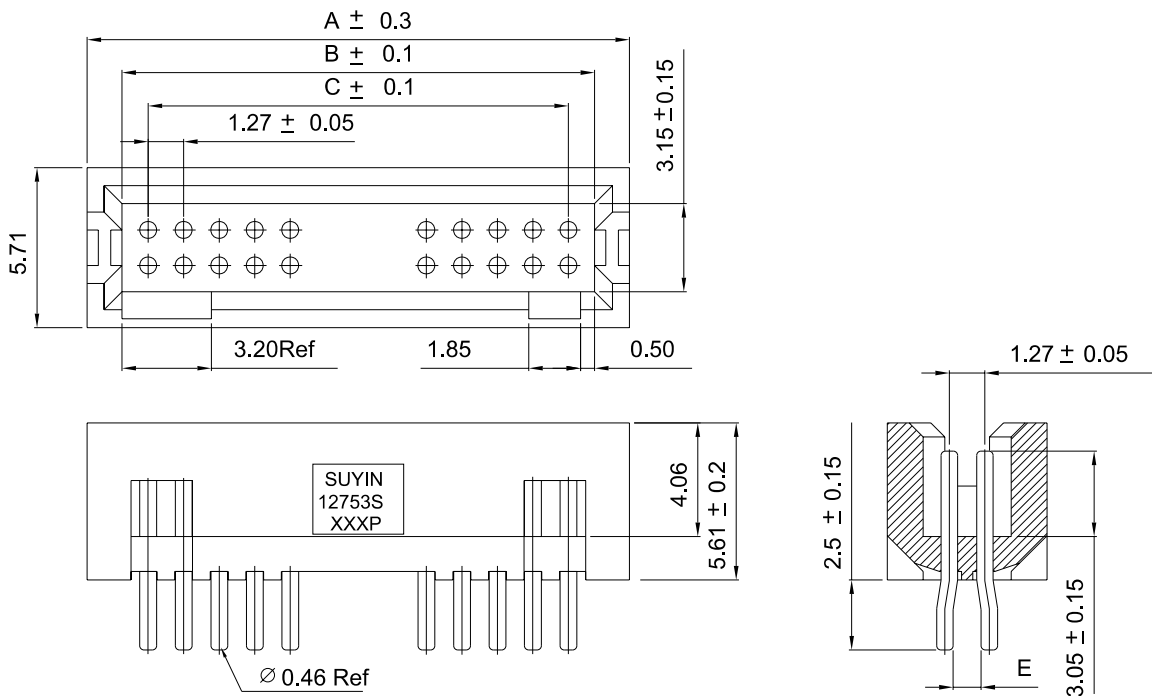
127153ME Series

Mates with SUYIN 127150, 127151 Series

Specifications:

- 10-100 Circuits
- Insulator material : Black High Temp . Plastic
- Operating Temp.Range : -40°C to +105°C
- Terminal Material : Brass
- Plating : Contact-Gold Plated
- Max. Current Rating : 1.0A
- Voltage Rating : 150V AC
- Dielectric Strength : 500V (Min. 60 seconds)

1.27 mm

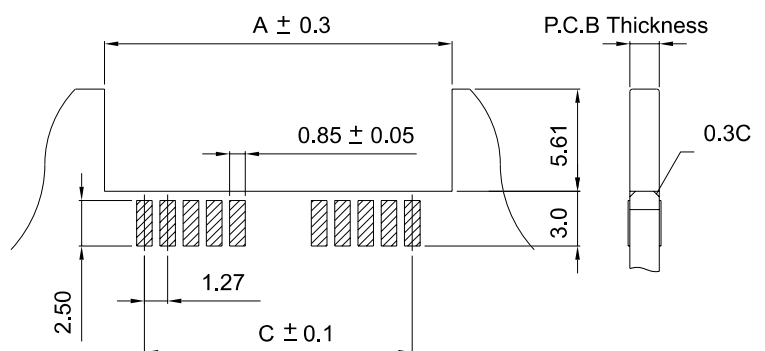


Order Information

127153ME□□□□□ZU
 1 2 3 6 45

1. 'E' : Edge Mount
2. No. of Pins
3. Plating
4. Color 'Z' : Black
5. Package
 'U' : Tube Package Without CAP
6. P.C Board Thickness See Attached Dimensional Information II

Recommended P.C.B. Layout



Dimensional Information I.

SUYIN P/NO	NO. PINS	DIM.A	DIM.B	DIM.C
127153ME010□□□□ZU	10	9.45	6.95	5.08
127153ME016□□□□ZU	16	13.26	11.50	8.89
127153ME020□□□□ZU	20	15.80	13.30	11.43
127153ME024□□□□ZU	24	18.34	15.84	13.97
127153ME030□□□□ZU	30	22.15	19.65	17.78
127153ME040□□□□ZU	40	28.50	26.00	24.13
127153ME044□□□□ZU	44	31.04	28.54	26.67
127153ME050□□□□ZU	50	34.85	32.35	30.48
127153ME060□□□□ZU	60	41.20	38.70	36.83
127153ME068□□□□ZU	68	46.28	43.78	41.91
127153ME070□□□□ZU	70	47.55	45.05	43.18
127153ME080□□□□ZU	80	53.90	51.40	49.53
127153ME090□□□□ZU	90	60.25	57.75	55.88
127153ME100□□□□ZU	100	66.60	64.10	62.23

1.27
mm

Dimensional Information II.

SUYIN P/NO	For P.C.B. Thickness(m/m)	DIM.E
127153ME□□□□□09ZU	0.8	0.9 Max.
127153ME□□□□□11ZU	1.0	1.1 Max.
127153ME□□□□□13ZU	1.2	1.3 Max.
127153ME□□□□□14ZU	1.6	1.7 Max.
127153ME□□□□□15ZU	2.0	2.1 Max.